

## RING SUSPENSION

### D81088

#### GENERAL

Series: Ring \_\_\_\_\_

Brand: Panzeri \_\_\_\_\_

Division: Design \_\_\_\_\_

Mounting Type: Suspension \_\_\_\_\_

Mounting Location: Ceiling \_\_\_\_\_

Subcategory: Pendant \_\_\_\_\_

#### PHYSICAL

Shape: Sphere \_\_\_\_\_

Diameter (mm): 250 \_\_\_\_\_

Diameter (in): 9 <sup>7</sup>/<sub>8</sub> \_\_\_\_\_

Height (mm): 230 \_\_\_\_\_

Height (in): 9 \_\_\_\_\_

Max. Overall Height (mm): 2230 \_\_\_\_\_

Max. Overall Height (in): 87 <sup>13</sup>/<sub>16</sub> \_\_\_\_\_

Light Distribution: Omnidirectional \_\_\_\_\_

Weight (kg): 0.5 \_\_\_\_\_

Weight (lbs): 1 \_\_\_\_\_

Diffuser: Orange Blown Glass \_\_\_\_\_

Fixture Finish: Chrome \_\_\_\_\_

Fixture Material: Metal \_\_\_\_\_

#### ELECTRICAL

Number of Lamps: 1 \_\_\_\_\_

Lamp Type: LED Retrofit \_\_\_\_\_

Lamp Shape: G25 \_\_\_\_\_

Bulb Included: Bulb Not Included \_\_\_\_\_

Total Output Wattage (W): 9 \_\_\_\_\_

Max. Wattage Per Lamp (W): 9 \_\_\_\_\_

Lamp Base: E26 \_\_\_\_\_

Input Voltage (V): 120 \_\_\_\_\_

Upon Request: 277Vac / GU24 \_\_\_\_\_

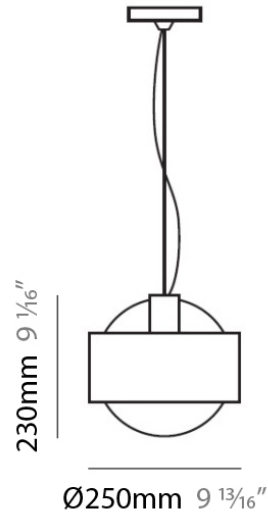
#### LED

#### OPTICAL

#### RATINGS AND CERTIFICATIONS

Certified By: CSA Certified to UL and CSA Standards \_\_\_\_\_

IP rating: IP20 \_\_\_\_\_



## RING SUSPENSION

### D81090

#### GENERAL

Series: Ring  
 Brand: Panzeri  
 Division: Design  
 Mounting Type: Suspension  
 Mounting Location: Ceiling  
 Subcategory: Pendant

#### PHYSICAL

Shape: Sphere  
 Diameter (mm): 390  
 Diameter (in): 15 1/4  
 Height (mm): 360  
 Height (in): 14 1/4  
 Max. Overall Height (mm): 2360  
 Max. Overall Height (in): 92 15/16  
 Light Distribution: Omnidirectional  
 Weight (kg): 0.5  
 Weight (lbs): 1  
 Diffuser: White Blown Glass  
 Fixture Finish: Chrome  
 Fixture Material: Metal

#### ELECTRICAL

Number of Lamps: 1  
 Lamp Type: LED Retrofit  
 Lamp Shape: G30  
 Bulb Included: Bulb Not Included  
 Total Output Wattage (W): 12  
 Max. Wattage Per Lamp (W): 12  
 Lamp Base: E26  
 Input Voltage (V): 120  
 Upon Request: 277Vac / GU24

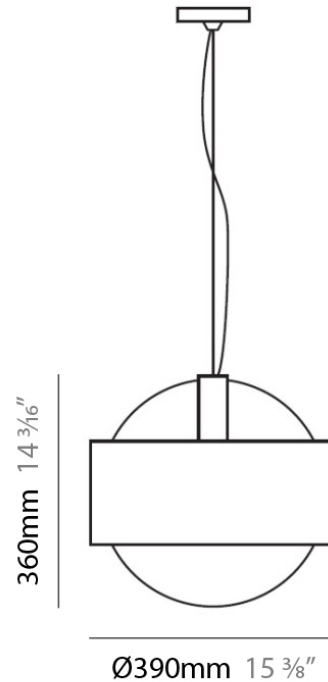
#### LED

#### OPTICAL

#### RATINGS AND CERTIFICATIONS

Certified By: CSA Certified to UL and CSA Standards  
 IP rating: IP20

|          |  |
|----------|--|
| PROJECT  |  |
| TYPE     |  |
| NOTES    |  |
| QUANTITY |  |
| DATE     |  |



## RING SUSPENSION

### D81164

#### GENERAL

Series: Ring  
Brand: Panzeri  
Division: Design  
Mounting Type: Suspension  
Mounting Location: Ceiling  
Subcategory: Pendant

#### PHYSICAL

Shape: Sphere  
Diameter (mm): 145  
Diameter (in): 5 3/4  
Height (mm): 250  
Height (in): 9 7/8  
Max. Overall Height (mm): 2250  
Max. Overall Height (in): 88 9/16  
Light Distribution: Omnidirectional  
Weight (kg): 2.3  
Weight (lbs): 5  
Diffuser: White Glass  
Fixture Finish: Chrome  
Fixture Material: Metal

#### ELECTRICAL

Number of Lamps: 1  
Lamp Type: LED Retrofit  
Lamp Shape: T4  
Bulb Included: Bulb Not Included  
Total Output Wattage (W): 3  
Max. Wattage Per Lamp (W): 3  
Lamp Base: G9  
Input Voltage (V): 120

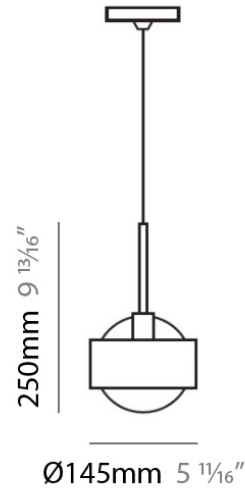
#### LED

#### OPTICAL

#### RATINGS AND CERTIFICATIONS

Certified By: CSA Certified to UL and CSA Standards  
IP rating: IP20

|          |       |
|----------|-------|
| PROJECT  | _____ |
| TYPE     | _____ |
| NOTES    | _____ |
| QUANTITY | _____ |
| DATE     | _____ |



## RING SUSPENSION

### D81169

#### GENERAL

Series: Ring  
 Brand: Panzeri  
 Division: Design  
 Mounting Type: Suspension  
 Mounting Location: Ceiling  
 Subcategory: Pendant

#### PHYSICAL

Shape: Sphere  
 Diameter (mm): 145  
 Diameter (in): 5 3/4  
 Height (mm): 250  
 Height (in): 9 7/8  
 Max. Overall Height (mm): 2250  
 Max. Overall Height (in): 88 9/16  
 Light Distribution: Omnidirectional  
 Weight (kg): 2.3  
 Weight (lbs): 5  
 Diffuser: White Glass  
 Fixture Finish: Chrome  
 Fixture Material: Metal

#### ELECTRICAL

Number of Lamps: 1  
 Lamp Type: LED Retrofit  
 Lamp Shape: T4  
 Bulb Included: Bulb Not Included  
 Total Output Wattage (W): 3  
 Max. Wattage Per Lamp (W): 3  
 Lamp Base: G9  
 Input Voltage (V): 120

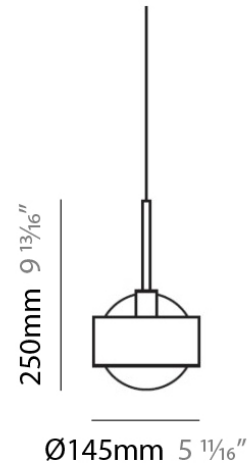
#### LED

#### OPTICAL

#### RATINGS AND CERTIFICATIONS

Certified By: CSA Certified to UL and CSA Standards  
 IP rating: IP20

|          |  |
|----------|--|
| PROJECT  |  |
| TYPE     |  |
| NOTES    |  |
| QUANTITY |  |
| DATE     |  |



## RING SUSPENSION

### D81176

#### GENERAL

Series: Ring  
Brand: Panzeri  
Division: Design  
Mounting Type: Suspension  
Mounting Location: Ceiling  
Subcategory: Pendant

#### PHYSICAL

Shape: Sphere  
Diameter (mm): 250  
Diameter (in): 9 7/8  
Height (mm): 230  
Height (in): 9  
Light Distribution: Direct / Indirect  
Weight (kg): 2.3  
Weight (lbs): 5  
Fixture Finish: Chrome  
Fixture Material: Metal

#### ELECTRICAL

Number of Lamps: 1  
Lamp Type: LED Retrofit  
Lamp Shape: G25  
Bulb Included: Bulb Not Included  
Total Output Wattage (W): 9  
Max. Wattage Per Lamp (W): 9  
Lamp Base: E26  
Input Voltage (V): 120  
Upon Request: 277Vac / GU24

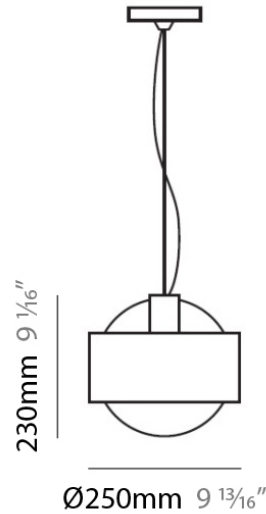
#### LED

#### OPTICAL






































































#### RATINGS AND CERTIFICATIONS

Certified By: CSA Certified to UL and CSA Standards  
IP rating: IP20

|          |       |
|----------|-------|
| PROJECT  | _____ |
| TYPE     | _____ |
| NOTES    | _____ |
| QUANTITY | _____ |
| DATE     | _____ |













## LEGEND

|  |   |   |  |   |  |
|--|---|---|--|---|--|
|    | floor-mounted   |    | pivotal  |    | special LED (upon request) RGB, RGBW, tunable, gold+, meat+, art+, fashion+                    |
|    | wall and ceiling: recessed and surface mounted            |    | rotating   |    | warm dim / natural dimming LED   |
|    | ceiling-mounted and wall-mounted                          |    | illuminate tilted  |    | rechargeable battery powered   |
|    | wall-mounted  |    | color of suspension cable                                    |    | fixture with natural vivid LED (upon request)  |
|    | omni-directional light distribution                       |    | length of suspension cable                                   |    | color rendering index  |
|    | direct light distribution                                 |    | reflector degree selection                                   |    | color temperature  |
|    | direct/indirect light distribution                        |    | super spot   |    | lumen (luminous flux)  |
|    | indirect light distribution                               |    | lens   |    | efficacy (lumens per watt)   |
|    | asymmetric light distribution                             |    | lens pack  |    | Unified Glare Rating (UGR) range from 5-40   |
|    | aura light distribution                                   |    | shine ring   |    | marine grade (AISI 316 stainless steel)  |
|    | round wall or ceiling cut-out                             |    | integrated shine ring with diffuser                          |    | walk on  |
|    | square wall or ceiling cut-out                            |    | free individual colors 01-29                                 |    | drive on   |
|   | the supplied jig specifies the cutout dimensions          |   | individual colors: 00 (free of charge), 01-25 (extra charge) |   | Dark Sky Compliance  |
|  | minimum distance (meters) lamp - object                   |  | luminaire part to be colored (F1)                            |  | Americans with Disabilities Act (less than 4" off the wall located between 27"-84" from floor) |
|  | recessed depth  |  | luminaire part to be colored (F2)                            |  | lamp protected against explosion   |
|  | ceiling thickness in mm                                   |  | luminaire part to be colored (F3)                            |  | blown glass using traditional methods by master glass blower                                   |
|  | ceiling thickness selection                               |  | luminaire part to be colored (F4)                            |  | acoustic material  |
|  | dimmable DP (phase), DV (0-10V), DD (dali), DS (step-dim) |  | luminaire part to be colored (F5)                            |  | protection class I, protection insulation  |
|  | included or excluded LED driver/transformer/control gear  |  | color of 3-circuit adaptor                                   |  | protection class II, protection insulation   |
|  | separately switchable                                     |  | indirect diffuser  |  | ETL Certified to UL and CSA Standards  |
|  | sensor  |  | direct diffuser  |  | UL Certified to UL and CSA Standards   |
|  | remote control  |  | ball-proof (upon request)                                    |  | CSA Certified to UL and CSA Standards  |
|  | available upon request                                    |  | accessory  |  | Certified for North American Standards   |

## IP RATING

|   |  |
|---|--|
|  | protected against ingress of solid bodies greater than 12.5mm (finger)   |
|  | protected against ingress of solid bodies greater than 2.5mm<br>protected against sprays of water up to 60 degrees from the vertical (rain)      |
|  | protected against ingress of solid bodies greater than 1mm (wire)<br>no protection against the ingress of moisture                               |
|  | protected against ingress of solid bodies greater than 1mm (wire)<br>protected against sprays of water up to 60 degrees from the vertical (rain) |
|  | protected against ingress of solid bodies greater than 1mm (wire)<br>protected against water splashed from all directions                        |
|  | protected against limited ingress of dust (wet rooms/covered outdoor areas)<br>protected against water splashed from all directions              |
|  | protected against ingress of dust<br>protected against jets of water   |
|  | protected against ingress of dust<br>protected against powerful jets of water or heavy seas  |
|  | protected against ingress of dust<br>protected against immersion of water between 15cm - 1m for 30 minutes                                       |
|  | protected against ingress of dust<br>protected against immersion of water under pressure for long periods  |

## IK RATING

|   |   |
|---|---|
|  | protected against 0.14 joules impact (equivalent to 0.25kg mass dropped from 56mm above the surface)  |
|  | protected against 0.2 joules impact (equivalent to 0.25kg mass dropped from 80mm above the surface)   |
|  | protected against 0.35 joules impact (equivalent to 0.25kg mass dropped from 140mm above the surface) |
|  | protected against 0.5 joules impact (equivalent to 0.25kg mass dropped from 200mm above the surface)  |
|  | protected against 0.7 joules impact (equivalent to 0.25kg mass dropped from 280mm above the surface)  |
|  | protected against 1 joules impact (equivalent to 0.25kg mass dropped from 400mm above the surface)    |
|  | protected against 2 joules impact (equivalent to 0.5kg mass dropped from 400mm above the surface)     |
|  | protected against 5 joules impact (equivalent to 1.7kg mass dropped from 300mm above the surface)     |
|  | protected against 10 joules impact (equivalent to 5.0kg mass dropped from 200mm above the surface)    |
|  | protected against 20 joules impact (equivalent to 5.0kg mass dropped from 400mm above the surface)    |